

# N-CHANNEL ENHANCEMENT MODE VERTICAL DMOS FET

## ZVN4306AV

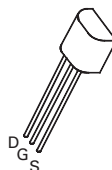
ISSUE 1 – FEBRUARY 95

### FEATURES

- \* 60 Volt  $V_{DS}$
- \*  $R_{DS(on)} = 0.33\Omega$
- \* Repetitive Avalanche Rating

### APPLICATIONS

- \* Solenoids / relay drivers for automotive
- \* Stepper Motor Drivers
- \* DC-DC convertors



E-Line  
TO92 Compatible

### ABSOLUTE MAXIMUM RATINGS.

PARAMETER	SYMBOL	VALUE	UNIT
Drain-Source Voltage	$V_{DS}$	60	V
Continuous Drain Current at $T_{amb}=25^{\circ}C$	$I_D$	1.1	A
Practical Continuous Drain Current at $T_{amb}=25^{\circ}C$	$I_{DP}$	1.3	A
Pulsed Drain Current	$I_{DM}$	15	A
Gate Source Voltage	$V_{GS}$	$\pm 20$	V
Power Dissipation at $T_{amb}=25^{\circ}C$	$P_{tot}$	850	mW
Practical Power Dissipation at $T_{amb}=25^{\circ}C^*$	$P_{totp}$	1.13	W
Avalanche Current-Repetitive	$I_{AR}$	1	A
Avalanche Energy-Repetitive	$E_{AR}$	25	mJ
Operating and Storage Temperature Range	$T_j:T_{stg}$	-55 to +150	$^{\circ}C$

\*The power which can be dissipated assuming the device is mounted in a typical manner on a P.C.B. with copper equal to 1 inch square minimum

# ZVN4306AV

## ELECTRICAL CHARACTERISTICS (at $T_{amb} = 25^{\circ}\text{C}$ unless otherwise stated).

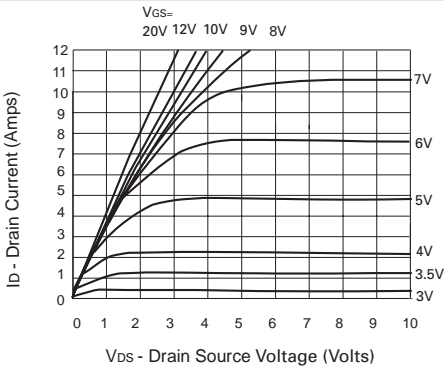
PARAMETER	SYMBOL	MIN.	TYP.	MAX.	UNIT	CONDITIONS.
Drain-Source Breakdown Voltage	$BV_{DSS}$	60			V	$I_D=1\text{mA}, V_{GS}=0\text{V}$
Gate-Source Threshold Voltage	$V_{GS(th)}$	1.3		3	V	$I_D=1\text{mA}, V_{DS}=V_{GS}$
Gate-Body Leakage	$I_{GSS}$			100	nA	$V_{GS}=\pm 20\text{V}, V_{DS}=0\text{V}$
Zero Gate Voltage Drain Current	$I_{DSS}$			10 100	$\mu\text{A}$ $\mu\text{A}$	$V_{DS}=60\text{V}, V_{GS}=0$ $V_{DS}=48\text{V}, V_{GS}=0\text{V}, T=125^{\circ}\text{C}(2)$
On-State Drain Current(1)	$I_{D(on)}$	12			A	$V_{DS}=10\text{V}, V_{GS}=10\text{V}$
Static Drain-Source On-State Resistance (1)	$R_{DS(on)}$		0.22 0.32	0.33 0.45	$\Omega$ $\Omega$	$V_{GS}=10\text{V}, I_D=3\text{A}$ $V_{GS}=5\text{V}, I_D=1.5\text{A}$
Forward Transconductance (1)(2)	$g_{fs}$	700			mS	$V_{DS}=25\text{V}, I_D=3\text{A}$
Input Capacitance (2)	$C_{iss}$			350	pF	$V_{DS}=25\text{V}, V_{GS}=0\text{V}, f=1\text{MHz}$
Common Source Output Capacitance (2)	$C_{oss}$			140	pF	
Reverse Transfer Capacitance (2)	$C_{rss}$			30	pF	
Turn-On Delay Time (2)(3)	$t_{d(on)}$			8	ns	$V_{DD}\approx 25\text{V}, V_{GEN}=10\text{V}, I_D=3\text{A}$
Rise Time (2)(3)	$t_r$			25	ns	
Turn-Off Delay Time (2)(3)	$t_{d(off)}$			30	ns	
Fall Time (2)(3)	$t_f$			16	ns	

(1) Measured under pulsed conditions. Width=300 $\mu\text{s}$ . Duty cycle  $\leq 2\%$

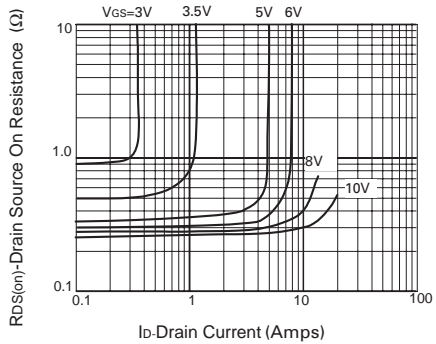
(2) Sample test.

(3) Switching times measured with 50 $\Omega$  source impedance and <5ns rise time on a pulse generator

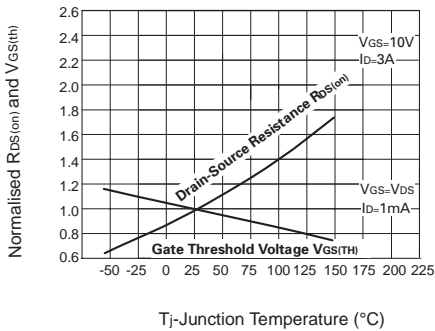
## TYPICAL CHARACTERISTICS



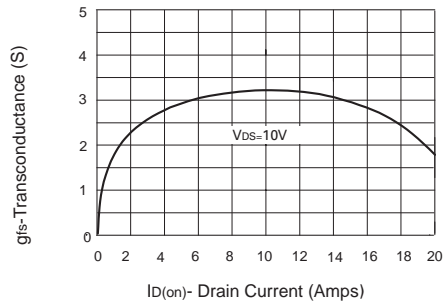
**Saturation Characteristics**



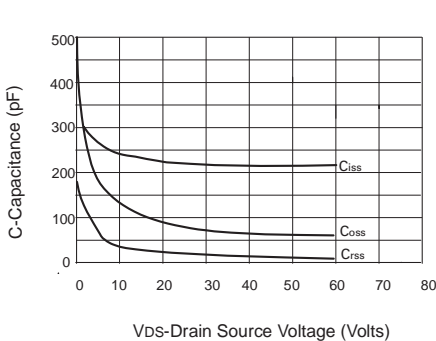
**On-resistance v drain current**



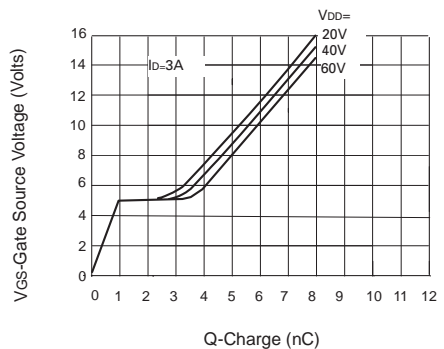
**Normalised  $R_{DS(on)}$  and  $V_{GS(th)}$  v Temperature**



**Transconductance v drain current**



**Capacitance v drain-source voltage**

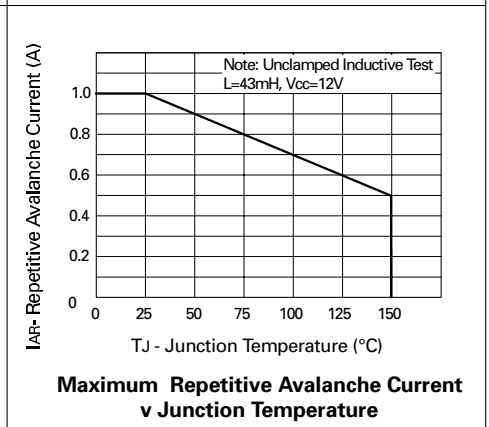
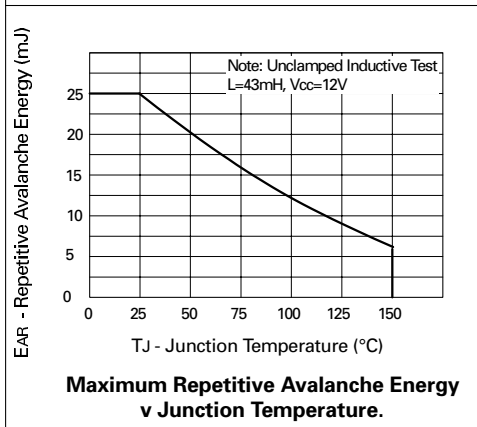
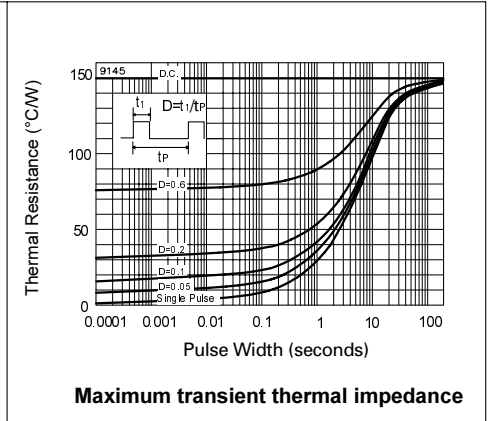
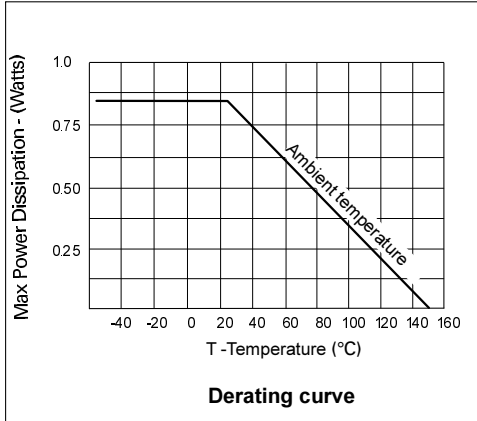


**Gate charge v gate-source voltage**

# ZVN4306AV

## THERMAL CHARACTERISTICS

PARAMETER	SYMBOL	MAX.	UNIT
Thermal Resistance: Junction to Ambient	$R_{th(j-amb)}$	150	$^{\circ}\text{C}/\text{W}$
Junction to Case	$R_{th(j-case)}$	50	$^{\circ}\text{C}/\text{W}$



# ZETEX

Zetex plc.  
Fields New Road, Chadderton, Oldham, OL9-8NP, United Kingdom.  
Telephone: (44)161-627 5105 (Sales), (44)161-627 4963 (General Enquiries)  
Fax: (44)161-627 5467

Zetex GmbH  
Streitfeldstraße 19  
D-81673 München  
Germany  
Telephone: (49) 89 45 49 49 0  
Fax: (49) 89 45 49 49 49

Zetex Inc.  
47 Mall Drive, Unit 4  
Commack NY 11725  
USA  
Telephone: (516) 543-7100  
Fax: (516) 864-7630

Zetex (Asia) Ltd.  
3510 Metroplaza, Tower 2  
Hing Fong Road,  
Kwai Fong, Hong Kong  
Telephone: (852) 24100 611  
Fax: (852) 24250 494

These are supported by agents and distributors in major countries world-wide  
© Zetex plc 1997  
**Internet:**  
<http://www.zetex.com>

This publication is issued to provide outline information only which (unless agreed by the Company in writing) may not be used, applied or reproduced for any purpose or form part of any order or contract or be regarded as a representation relating to the products or services concerned. The Company reserves the right to alter without notice the specification, design, price or conditions of supply of any product or service.